



Write It Workshop Series: Plotline Play-By-Play

Workshop Objective:

The purpose of this workshop is to teach participants the importance of understanding and identifying plot structure. By the end of this workshop, participants will be aware of the building blocks that form the plot of a story, including exposition (introduction), rising action, climax, falling action, and resolution of the story.

Outline:

The instructor will read a picture book and the participants will have an opportunity to connect parts of the story's structure to the Story Plot Chart provided in the workshop kit. Participants will also have an opportunity write a chain story as a group, each taking turns to write a line of the story before connecting parts of their story to the Story Plot Chart.

Workshops are approximately 60 minutes in length, with the following structure:

- Ice Breaker activity (5 minutes)
- Minds-On Activity linked to the designated writing skill (15 minutes)
- Instructional component to educate participants about plot structure (10 minutes)
- Writing assignment pertaining to the designated writing skill (25 minutes)
- Wrap-Up (5 minutes)

Ice Breaker Activity: *Me Facts* (5 mins)

Workshop kit will include a reproducible page of squares. The reproducible will also be available for download at www.ripplepublishing.ca/write-it-workshop-series.

- Each square will feature an icon that represents family, friends, school, and interests.
- Participants will reach into a bag and without looking, draw out three or four squares.
- For each square drawn, the participant shares a fact with another participant about each of the topics (e.g., if two family, one friend, and one star icon are drawn, the participant shares two facts about their family, one fact about their friends, and one fact about their interests).

Minds-On Activity: *Picture Book Plot* (15 mins)

The instructor reads a picture book aloud that provides a good example story plot development. Suggestions include, but may not be limited to:

- *Alexander and the Terrible, Horrible, No Good, Very Bad Day* by Judith Viorst
- *The Lorax* by Doctor Suess
- *The Three Little Wolves and the Big Bad Pig* by Eugene Trivizas and Helen Oxenbury
- *A Fine, Fine School* by Sharon Creech
- *Piggins* by Jane Yolen
- *Henry's Freedom Box* by Helen Levine



Write It Workshop Series: Plotline Play-By-Play

Instructional Component: *Plotting Along* (10 mins)

Workshop kit will include a reproducible Story Plot Chart. The reproducible will also be available for download at www.ripplepublishing.ca/write-it-workshop-series.

The instructor will read a picture book aloud and ask participants to place the events from the story on the Story Plot Chart. Not every event that occurs in the story will necessarily be placed on the Story Plot Chart.

Writing Activity: *Story Chain* (25 mins)

- Participants are placed in groups of 3 or 4. If the library has an iPad or mobile device, the free Ripple app (www.nextsentence.ca) can be downloaded. Each participant will help create a story by taking turns writing a sentence on the device.
- Alternatively, groups each receive a copy of a story chain chart, record their names on their individual chart, and an opening line to a story.
- Group members pass their chart along to another participant to write the next line of the story in response to what has already been recorded, until each participant's chart is complete. Example:

Name: _____

Participant #1: When I started walking to school, I never imagined what was going to happen to me that day.

Participant #2: I thought I had packed everything I needed with me that day carefully into my backpack.

Participant #3: My little sister, Sitra, should have known better than to nosily inspect what I had packed and start to move things around.

Participant #4: Once I had arrived at school and something seemed to be moving around my bag and digging into my back, I knew something was wrong.

Wrap-Up (5 mins)

- Participants volunteer to read their story chains and share where statements might be plotted onto the Plotline used in the previous activity.
- Hand out Kids Write 4 Kids brochure.



Write It Workshop Series: Plotline Play-By-Play
Ice Breaker Activity: Me Facts




FAMILY




FAMILY




FAMILY



FRIENDS



FRIENDS



FRIENDS



SCHOOL



SCHOOL



SCHOOL



INTERESTS



INTERESTS



INTERESTS



Write It Workshop Series: Plotline Play-by-Play Story Plot Chart

